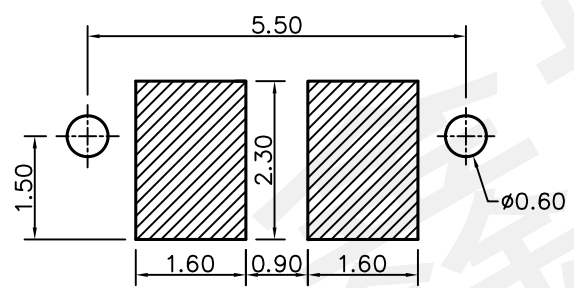
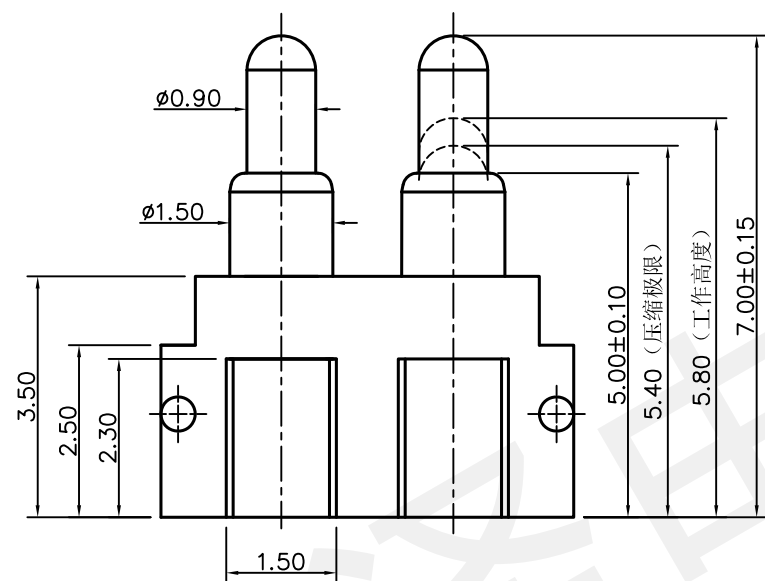
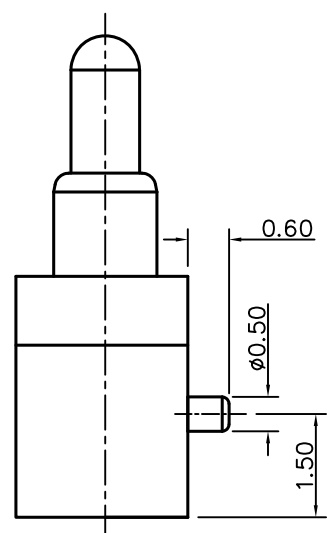
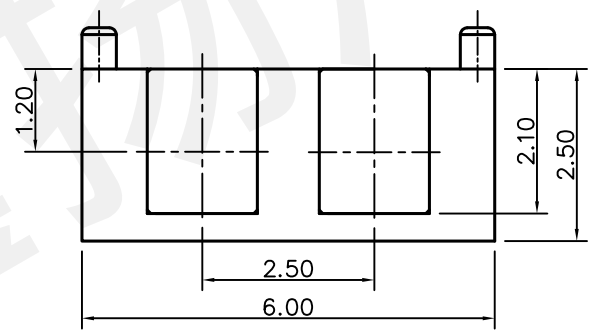


NO.	ECN NO.	DESCRIPTION	DATE



RECOMMENDED PCB LAYOUT



Note:

- Material (材料):  
 Housing: PA46+30%GF (胶芯: PA46)  
 Barrel: Brass C3604 (针管: 黄铜 C3604)  
 Plunger: Brass C3604 (针头: 黄铜 C3604)  
 Spring: SUS304 (弹簧: SUS304)
- Plating (电镀):  
 Barrel: 1u' Au over 50~80u' Ni (针管: 镀金1u', 镍底50~80u'.)  
 Plunger: 3u' Au over 50~80u' Ni (针头: 镀金3u', 镍底50~80u'.)  
 Spring: No plated (弹簧: 不电镀)
- Electrical (电气特性):  
 Rated Current & Voltage: DC 12V/2A (额定电压&电流: 直流12V, 2A)  
 Contact Resistance: 50 mohm Max. at working height.  
 接触电阻: 最大50毫欧 (在工作高度状态下)  
 Insulation Resistance: 1,000MΩ minimum. (绝缘电阻: 1,000MΩ以上)  
 Dielectric Withstand Voltage: 500VAC/minute. (抗击电压: 500VAC/minute)
- Mechanical (机械性能):  
 Force: 90g±20% at working height. (90g±20%在工作高度).  
 Durability: 10,000 cycles(min) (寿命: 10000次)
- Work Temperature (工作环境):  
 Withstanding Higt Temperature: 280°C  
 Operational Temperature: -40°C ~ +85°C

深圳市鑫扬泽电子有限公司



HTTP://WWW.XYZPOGOPIN.COM  
 TEL: 0755-28773277 FAX: 0755-28891353

SCALE:	N/A	UNIT	mm
SHEET:	1 of 1	PROJECTION	
DATE:	2015.11.05	VER.	A.0

THE UNMARKED TOLERANCE ARE AS BELOW :			
LENGTH		ANGLE	
X.XX	±0.05mm	X.XX	±0.50°
X.X	±0.10mm	X.X	±1.00°
X.	±0.20mm	X.	±2.00°

DESIGNED BY:	DWG. NO.	YZ115915070F-02025
CHECKED BY:	TITLE:	Pogo pin 连接器
APPROVED BY:		